





### OPTION

#### ● RASPBERRY CAMERA (C-YA-A-00200) \*\*\*




Example Raspberry Camera interface with Raspberry Pi

This MODULE CAMERA is specifically designed to use with Board Raspberry PI, it is compatible with MODEL A+, MODEL B, MODEL B+, Raspberry PI2 MOD B; moreover, it can be connected with SOCKET CAMERA as CSI BUS type.

- Board Size: 25 x 20 x 9 mm.
- 5MP Resolution (2529 x 1944 PIXELS)
- Use Sensor OMNIVISION 5647, fixed focus
- Video Camera Resolution 1080P30, 720P60 and 640x480 P 60/P90

#### ● ET-CONV 40D (P-ET-A-00198)



#### ● SD CARD 8 GB-MOD B+ -512M (A-CM-A-00045)



It is 8G SD MICRO that already programmed and installed the Operating System; it is compatible with Raspberry PI MOD B+, MOD A+, Raspberry PI2 MOD B.

#### ● สาย LAN DIRECT 2 M (P-CB-A-00028)



#### ● CABLE HDMI/HDMI 1.8M (A-CB-A-00046)



#### ● ET-SWITCHING ADAPTER 5V 2A TYPE U (A-AP-A-00106)



It is DC POWER SUPPLY as SWITCHING type under standard of TIS and UL.

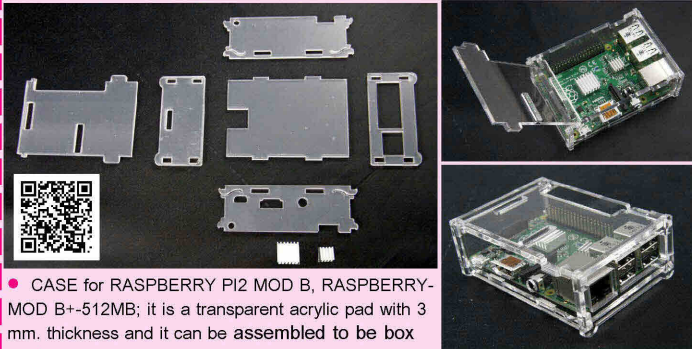
INPUT : AC INPUT 220VAC 50/60 Hz 0.5A

OUTPUT : DC 5V/2.0A (10W)

Connector USB MICRO TYPE B MALE

ADAPTER is 2 PIN WALL MOUNT.

#### ● CASE RASPBERRY-MOD B+ (A-CV-D-00018)




● CASE for RASPBERRY PI2 MOD B, RASPBERRY-MOD B+-512MB; it is a transparent acrylic pad with 3 mm. thickness and it can be assembled to be box easily.

● Provide HEATSINK to ventilate heat with 2 glues to stick with IC (convection)



#### ● BOX ABS PI2 V2 (A-BX-E-00037)



● CASE for RASPBERRY PI2 MOD B Provide HEATSINK to ventilate heat.



### ET-RPI START KIT-40 (P-ET-A-00533)



It illustrates the connection between ET-RPI START KIT-40 and Board RASPBERRY PI.

Board ET-RPI START KIT-40 is specifically designed for use in Board RASPBERRY PI, it is more convenient to connect and test circuits.

#### SPECIFICATIONS of Board ET-RPI START KIT-40

- Be specifically designed for use in Board RASPBERRY PI that has Connector I/O 40 PIN such as PI MODEL A+, PI MODEL B+, PI2 MODEL B
- Connector 40 PIN of Board RASPBERRY PI is converted to HEADER MALE and HEADER FEMALE as 25 PIN and 8 PIN and it types name of I/O PIN that is more convenient to connect.

● Provide simple I/O for connection as follows;

- 4-Push Button Switch with Connector
- 4-LED 3mm. with Connector
- 1 MINI BUZZER with Connector

- Provide Connector POWER SUPPLY 5V and 3.3V from external board
- PCB Size: 15.3 x 9 cm.



● Package of Board ET-RPI START KIT-40 includes...

1. Board ET-RPI START KIT-40
2. PAIR CABLE 40PIN CON2 with 10cm in length
3. Document



### PI-CONV 40T (A-CO-A-00292)

Board PI-CONV 40T is Board CONVERTER, it converts Connector 40PIN I/O on Board RASPBERRY PI such as PI MODEL A+, PI MODEL B+, PI2 MODEL B to Connector 40PIN HEADER MALE; moreover, it types name of I/O PIN on PCB to connect with PROJECT BOARD conveniently (when it is connected from Board RASPBERRY PI 40 PIN, it requires PAIR CABLE 40 PIN (OPTION: it is not included in the package)).



It illustrates the connection between PI-CONV 40T and Board RASPBERRY PI and PROJECT BOARD.

#### OPTION : PAIR CABLE 40PIN

- PAIR CABLE 40PIN CON2 10CM. (P-CB-A-00036)
- PAIR CABLE 40PIN CON2 20CM. (P-CB-A-00037)
- PAIR CABLE 40PIN CON2 30CM. (P-CB-A-00038)

