



**I/O 4 SET** is INPUT/OUTPUT Board. It uses with ETT Board in 10 PIN ET-BUS and CRIMP TERMINAL WAFER 6 PIN or in case of only PORT 34 PIN ET-BUS I/O, it is able to use CONVER 34 PIN TO 10 PIN(ET-CONV 34 TO 10) with I/O. There's Jumper in I/O 4 to select BIT, so be able to connect I/O 4 2 boards / 1 PORT 10 PIN ET-BUS. It is easy to connect between board because it is in the same size - PCB size 12.7 x 5.6cm.

### ET-OPTO AC-OUT4 PLUS (P-ET-A-00458)




This board is used as OUTPUT ON/OFF for AC POWER SUPPLY. It is compatible with 220VAC/25A 4-CH INPUT and OUTPUT. Each channel is separated independently with separate 30A FUSE. It uses TRIAC device and Circuit ZERO CROSSING to reduce Signal Interrupt while ON/OFF. Connector INPUT/OUTPUT AC LOAD is TERMINAL BLOCK 2PIN BARRIER STYLE (11.1mm). 2 of Connector 10PIN ET-BUS to control Signal ON/OFF (TTL 0-5V), including JUMPER to choose BIT; so, it can interface 2 boards together for 1 Connector 10PIN ET-BUS. 4-CH OUTPUT 220VAC; there is 25A per 1 channel with separate 30A FUSE. Board size with HEAT SINK (L x H x D) is 27.80 x 12.00 x 5.00 cm. Provide 10PIN PAIR Cable and user's manual in the package

### ET-OPTO AC-IN4 (P-ET-A-00172)




• Its function is INPUT AC 220V and is isolated by OPTO ISOLATION. It uses to test AC Power Supply with 4 channel INPUT and 10 PIN Pair Cable.

### ET-OPTO AC-OUT4 (P-ET-A-00169)




• Its function is OUTPUT AC and uses Power Supply 220VAC/6A 4 channel. It uses TRIAC and Zero Crossing Circuit to reduce interrupt signal of ON/OFF with Fuse in circuit.

### ET-OPTO RELAY4 (P-ET-A-00168)




• Its functions is OUTPUT Relay Contact and is able to use both AC and DC. It uses 12VDC to run Relay Contact 10A/250VAC. There's PORT NO and NC with 4 channel OUTPUT and is isolate by OPTO ISOLATION.

### ET-OPTO DC-IN4 (P-ET-A-00171)




• Its function is INPUT DC and is isolated by OPTO ISOLATION. Be able to select 3 Modes level; 5V, 12V, 24V with Jumper 4 channel and 10 PIN Pair Cable.

### ET-OPTO DC-OUT4 (P-ET-A-00170)




• Its function is OUTPUT DC and is isolated by OPTO ISOLATION. It uses TR OUT PUT NO.2SC1061, Power Supply 12VDC/3A 4 channel with 10 PIN Pair Cable.

### ET-OPTO AC DIMMER (P-ET-A-00309)



Its function is OUTPUT and can be used with AC 220V 6A 4 CHANNEL, so it can control AC Power to be in the preferable OUTPUT Voltage level. In this case, it uses principle to control phase of 220V Power Supply and then configures it to run in the preferable phase angles. It interfaces with Board Controller through Connector 10PIN ET or 2 of Connector 3 PIN WAFER.

### ET-OPTO DC MOTOR (P-ET-A-00276)



ET-OPTO DC MOTOR is board for using independently or interfacing with Board Microcontrollers. It controls operation of DC MOTOR to turn LEFT/RIGHT, and SPEED controller of DC MOTOR can be used with high current.

- 4 POWER MOSFET N-CHANNEL No. RFP50N06 60V/50A
- 5 PIN WAFER 2.54 MM.INTERACES FROM EXTERNAL BOARD DIR1, DIR2, DIRA
- Internal circuit can be used independently with out using board control because there's 2 SW. for tuning Left/Right, VR. for adjusting speed or pulse logic from micro for controlling by self when set jumper through control.
- Can be interfaced with DC MOTOR not greater than 24VDC and current not greater than 5AMP(Can be used higher than these, in case of moving circuit Mosfet to external and then interfaced cable directly)
- Power Supply for 5VDC 2 PIN WAFER 2.54 mm.
- PCB SIZE 12.7 x 5.6 CM.
- **ET-OPTO DC MOTOR INCLUDES...** BOARD ET-OPTO DC MOTOR, USER MANUAL, 1 CONNECTOR HOUSING 5 PIN, 3 CONNECTORS HOUSING 2 PIN.