

ET-GSM REMOTE I/O (P-ET-A-00484)



Support all facilitators in Thailand in the GSM System: 850MHz / 900MHz / 1800MHz and 1900MHz.



This ET-GSM REMOTE I/O is the device to receive INPUT, OUTPUT through cell phone and home phone. This ET-GSM REMOTE I/O uses MODULE of cell phone to operate, so it is more convenient to install and carry to anywhere; moreover, it is compatible with all facilitators in Thailand in the GSM systems: 850MHz/ 900MHz/ 1800MHz and 1900MHz.

- Has 4-CH INPUT in the format of DC 12 VDC INPUT and 1 INPUT in the format of INPUT AC220V
- Has 4-CH OUTPUT in the format of Contact RELAY NO, NC, COM

Moreover, it provides Thai answering system that calls back to user; so, it is suitable to communication to command ON/OFF devices at home or factory; detect operation of devices; and, check if it is in the state of power


shortage or blackout because it makes machines damaged. It can call back or send SMS to the preferable telephone number.



• Has 1-CH INPUT as OPTO ISOLATION to receive Signal AC 220V; it is used to check if there is Signal 220VAC, and including connector.




• Has 4-CH OUTPUT as 5 AMP Contact RELAY and it externally provides Connector NO, NC, COM, and including connector.



• Has 4-CH INPUT as OPTO ISOLATION to receive Signal DC INPUT 12VDC; there is Connector +12V, +IN, COM, and including connector.

- Use MODULE of cell phone from SIMCOM Company to support all facilitators in Thailand in the GSM System: 850MHz/ 900MHz/ 1800MHz and 1900MHz
- Use Microcontroller ARM Cortex-M3 32 BIT to command and control the operating system
- Has Thai answering system, it responds, receives commands and confirm the operation all the time
- Has 4-CH OUTPUT as 5 AMP Contact RELAY that externally provides NO, NC, COM with Connector 3 PIN PLUG-IN TERMINAL BLOCK; it is more convenient. Moreover, it includes LED to shows the operating states (if using with LOAD that is higher than 5 AMP, it recommends to interface Magnetic Contactor and Breaker additionally).
- Has 4-CH INPUT as OPTO ISOLATION to receive Signal DC INPUT 12VDC. There is Connector +12V, +IN, COM to support Signal in the format of INPUT CONTACT (RELAY or SW), DC INPUT SOURCE, PNP SENSOR, and CONTACT INPUT. Moreover, it provides Connector 3 PIN PLUG-IN TERMINAL BLOCK with LED to display the operating state, so it is more convenient.
- Has 1-CH INPUT as OPTO ISOLATION to receive Signal AC 220V, it check if there is Signal 220VAC. Moreover, it provides Connector 2 PIN PLUG-IN TERMINAL BLOCK and LED to display the operating state.




- Has SIM SOCKET as FULL SIZE SIM CARD (is not compatible with MINI or MICRO SIM CARD)
- Has 4 LED to display the operating state; and, 4 DIP SW to setup the operation
- Has 1 CONNECTOR AUDIO JACK 2.5 mm. to externally interface audio
- Has POWER SUPPLY as DC JACK 2.5 mm. 12VDC (it also provides POWER SUPPLY ADAPTER in the package)
- Box size: 17.3 x 11.6 x 5.4 cm. (L x W x D) and 0.45 kg in weight.

- Can receive command to operate in the format of sending SMS or dialing Key DTMF or commanding via the ANDROID System on cell phone
- Can setup a maximum of 8 telephone numbers for ET-GSM REMOTE I/O to receive a call and message to command the operation through home phone and cell phone. It does not receive any exceeding telephone number.
- Can setup a maximum of 8 cell phone numbers to send warning SMS when it detects any conditional warning; for example, it sends SMS instantly when any electric appliances is blackout.
- Can setup a maximum of 8 conditional warnings from 5 INPUT; moreover, it can setup condition of OUTPUT to auto run when it found any conditional warning.
- Can command all 4-CH of OUTPUT RELAY to run and check the operation of INPUT by sending SMS or dialing Key DTMF
- Has simple modes to setup values, numbers, and conditions by user
- There are 2 models of ET-GSM REMOTE I/O; firstly, the model that has antenna L-TYPE is " ET-GSM REMOTE I/O (P-ET-A-00484) "; and secondly, the model that has external antenna with 3 meters in length is " ET-GSM REMOTE I/O-A (P-ET-A-00485) "



The model " ET-GSM REMOTE I/O " uses the ANTENNA L-TYPE.



The model " ET-GSM REMOTE I/O-A " uses THE EXTERNAL ANTENNA.

ET-GSM REMOTE I/O includes...

1. Board and box " ET-GSM REMOTE I/O "
2. CD-ROM User's Manual and Program
3. DC ADAPTER POWER SUPPLY 12V 1.3A
4. Antenna (choose according to the specific model)

