

CP-JR51ADU832 V1

(P-CP-A-00068)




MCS51 CPU MICROCONTROLLER which is a new developed Board from ANALOG DEVICES can write and develop program on computer PC directly. Users download program into IC through RS232 Port to run program on Windows 98, ME, XP and use MCU No. AduC832BS from ANALOG DEVICES Co., Ltd. It is designed to adapt in many project, especially Data Logger.

- MCU NO.ADuC832BS 52 PIN MQFP
 - RUN MAXIMUM 16.78 MHz FROM X'TAL 32.768 MHz CAN PRGRAM AUTOMATICALLY RUN 12 CLOCK PER MACHINE CYCLE
 - 12 BIT 8 CHANNEL A-TO-D WITH IC OPAMP AS BUFFER OF A-TO-D NO.TLV2474
 - 12 BIT 2 CHANNEL D-TO-A WITH IC OPAMP AS BUFFER NO.TLC272
 - 62 KBYTE FLASH PROGRAM, 4 KBYTE FLASH DATA, 256 + 2 KBYTE INTERNAL RAM
 - EXPANSION RAM MAXIMUM AS 1 MBYTE (2-CH. NO.628512 AS OPTION AND 2-CH.DS1210 AS OPTION)
 - 4-CH.ET 10 PIN PORT AS P,P1, P2, P3
 - 4 PIN RS232 MAX232 ON BOARD, 6 PIN RS422/485 75176 AS (OPTION)
 - 10 PIN I2C BUS, RTC 1307 AS OPTION, EEPROM 24XX AS (OPTION)
 - BOARD SIZE 15.3 x 9 CM, 7805 ON BOARD
 - BE ABLE TO DOWNLOAD HEX FILE PROGRAM ON COMPUTER PC INTO BOARD THROUGH PORT RS232 DIRECTLY AND RUN ON WINDOWS 95/98/ME/EX
 - CP-JR5ADU832 V1.0 INCLUDES
1. BOARD CP-JR51ADU832 V1.0
 2. USER MANUAL
 3. CD-ROM
 4. CABLE DOWNLOAD ET-DOWNLOAD STAMP/RD2



CP-JR51RD2 (P-CP-A-00066)




- CPU ATMEL PLCC 68 PIN 89C51ED2-IM
- X' TAL 18.432 MHz ON BOARD RUN 6 CLOCK OR 12 CLOCK PER 1 INSTRUCTION (36.864 MHz OR 18.432 MHz)
- 64 KBYTE FLASH FROM PC, 256 + 1 KBYTE RAM INTERNAL
- 6 PORT (40 BIT I/O PORT)
- 2 KBYTE EEPROM INSIDE CPU
- 4 PIN RS232 MAX232 ON BOARD
- 5 PIN ET-DOWNLOAD PROGRAM
- 7805 POWER SUPPLY ON BOARD
- 2-CH.34 PIN I/O ET BUS
- POWER SUPPLY 7-12VDC

- FREE AREA PCB SIZE 8.5 x 6 CM.
 - BOARD SIZE 15.3 x 9 CM.
 - DOWNLOAD HEX FILE PROGRAM ON PC INTO BOARD THROUGH PORT RS232 DIRECTLY RUN ON OS WINDOWS 95/98/ME/XP/2000
 - CP-JR51RD2 INCLUDES;
1. CP-JR51RD2 BOARD
 2. CD-ROM
 3. CABLE DOWNLOAD ET-DOWNLOAD RD2
 4. CABLE DOWNLOAD ET-RS232 DB 9 PIN




CP-JR51RD2 EXP (P-CP-A-00067)



- CP-JR51RD2 EXP ITS SPECIFICATIONS ARE AS SAME AS CP-JR51 RD2 AND THERE'S PROJECT BOARD, FEMALE PIN HEADER AND FEMALE VCC AND GND ADDITIONALLY
 - 81 x 62 x 9 CM.456 POINTS AD-102 PROJECT BOARD USES WITH 300-CH. 6-SIZE. 6 TYPE. JUMPER SET "ET-JWBOX300" OR ET-HARDWARE KIT V1 THAT HAS ACCESSARIES SUCH AS R, C, LED, 7-SEGMENT, SWITCH, STEPPING MOTOR
- CP-JR51RD2 EXP INCLUDES;
1. CP-JR51RD2 EXP BOARD WITH PROJECT BOARD
 2. CD-ROM
 3. CABLE DOWNLOAD ET-DOWNLOAD RD2
 4. CABLE DOWNLOAD ET-RS232 DB 9 PIN



CP-JR51RE2 V1.0 (P-CP-A-00096)



CP-JR51RE2 V1.0 is board that uses new CPU of ATMEL that has FLASH Memory up to 128KBYTE. Moreover, there are 2 PORT RS232 that are separated independently, so user does not purchase any more DOWNLOAD Set because user can download program into CPU through PORT RS232 directly.

- CPU ON BOARD AT89C51RE2 PLCC 44 PIN
 - RUN X'TAL 18.432 MHz; can RUN 6 CLOCK or 12 CLOCK by Program
 - 128 KBYTE FLASH MEMORY, 8192 BYTE RAM
 - 4 ET-10 PIN PORT
 - 14 PIN LCD PORT CHARACTER TYPE
 - 2 of 4 PIN RS232 ICL3232 ON BOARD
 - 6 PIN RS422/485 (IC 75176 OPTION)
 - RTC DS1307 I2C INTERFACE (IC OPTION)
 - POWER SUPPLY ON BOARD as SWITCHING TYPE uses LM2575T-5.0 INPUT POWER 7-12 VDC (can use DC ADAPTER 10VDC/850mA OPTION)
 - PCB Size 15.3 x 9 cm.
 - DOWNLOAD the written program into CPU through PORT RS232 directly, run on OS WINDOWS 98/ME/XP
 - CP-JR51RE2 consists of
1. CP-JR51RE2 BOARD
 2. CD-ROM
 3. CABLE DOWNLOAD ETRS232 DB 9 PIN

