


ET-BASE Z51F6412

(P-ET-A-00475)



- Z 51F6412 ZILOG
- 2 CLOCK / 1 MACHINE CYCLE
- 4 CHANNEL UART
- A TO D 12 BIT 15 CHANNEL
- 64 KBYTE FLASH / 3 KBYTE XRAM

ET-BASE Z51F6412 is the latest Board Microcontroller in the series of MCS51 from ZILOG, it improves specifications but it is cheap price; moreover, it changes the operation of I/O more special. For example, GPIO PORT is used to be PIN PULL-UP, PIN DEBOUNCE, PIN CHANGE INTERRUPT, USART, SPI, I2C, ADC, PWM, BUZZER CONTROL increase speed to 2 CLOCK per 1 command, increase Integer for calculation to 32BIT, A TO D 12 BIT, 4CH UART.


Specifications of ET-BASE Z51F6412

- Use MCU in the series of Z8051 (MCS51 BY ZILOG) No.Z51F6412, 80 PIN LQFP to be MCU on board. It runs at the high speed of 16MHz (2 CLOCK/ 1 Command).
- 64 KBYTE FLASH PROGRAM/ 3 KBYTE XRAM/ 256 BYTE IRAM
- INTERNAL OSC 16 MHz (+/-2%) divisor 2, 4, 8, 16 from program
- 66 BIT GPIO PORT can be programmed to be various I/O such as 15 CH 12 BIT ADC, 4 CH UART, 2 CH SPI, 1 CH 12C and etc
- Has Circuit CALCULATOR to multiply, divide 32Bit integer
- WATCH TIMER and WATCHDOG TIMER
- PROGRAMMABLE BROWN-OUT DETECT (1.6V,2.5V,3.6V and 4.2V)
- Has circuit to support CRYSTAL Frequency 10MHz and 32MHz


(OPTION)

- Support IN-SYSTEM PROGRAMMING (ISP) and DEBUGGER through 10 PIN HEADER by ET-Z8051 OCD (OPTION *850.-)
- 64 BIT GPIO PORT is 8 of 10 PIN HEADER to apply to A/D, I²C, SPI, UART, INPUT, OUTPUT
- Has PORT RS232 with LINE DRIVER 2-CH 4 PIN ETT
- Has BUZZER with JUMPER, 1 Push Button SW to test
- 1 LED to test, 1 SW RESET
- 10 PIN HEADER OCD-PORT under the standard of ZILOG, it interfaces PROGRAM and DEBUGGER by Z8051 ON-CHIP-DEBUGGER or ET-Z8051 OCD
- Use +5VDC POWER SUPPLY for Board with REGULATE 3.3V/1A ON BOARD. There is JUMPER to choose level of Power Supply for MCU either to be 5V or 3.3V to interface with Board I/O easily, Connector POWER 2 PIN (it is compatible with ET-SWITCHING ADAPTER 5V 2A TYPE B (A-AP-A-00095))
- PCB size is 8.23 x 6.20 cm.
- **ET-BASE Z51F6412** consists of ...


1. Board ET-BASE Z51F6412
2. CD-ROM User's Manual and Program

**ET-Z8051 OCD**

(P-ET-A-00476)



ET-Z8051 OCD is a tool to develop program MCU in the series Z8051 (MCS51) from ZILOG. It is used for DEBUG and IN-SYSTEM PROGRAM(ISP). MCU Z8051 can verify, test and see value of Registers, data in memory, variable of MCU while it actually is running.



- Interface with computer PC through PORT USB, it is compatible with the Operating System of WINDOWS XP, VISTA 32/64 BIT, WINDOWS-7 32/64 BIT
 - Connector 10 PIN IDE to interface with TARGET BOARD of MCU
 - Support the operation with MCU in the series of Z8051 from ZILOG
 - Support HEX File and MAP/SYMBOL FILE
 - Can IN-SYSTEM PROGRAM(ISP) and DEBUGGER
 - Can access CODE in MCU, DEBUG by displaying the value in the format of variable
 - Show CODE and DISASSEMBLER
 - Setup PC and BREAK POINT, RUN, STEP, AUTO STEP...
 - AUTO DETECT MCU number and adjust Parameters by its own self
 - Support the operation with MCU throughout the standard range of voltage 2V-5.5V
 - Use Power Supply from PORT USB of PC
 - **ET-Z8051 OCD** consists of ...
1. Board ET-Z8051 OCD with Cable 10PIN
 2. Cable USB TYPE A/B
 3. CD-ROM User's Manual and Program

