


**ET-LAB3A V6.0 (J-AA-L-00008)**

- Experiment for **CPU Z80**
- Experiment for **CPU MCS-51**
- Experiment for **INTERFACE** with **INPUT/OUTPUT**
- Experiment for **INTERFACE** with **COMPUTER PC**




ET-LAB3A V6.0 is training board for study Microprocessor Z80 and Microcontroller MCS-51 in one board. There's CPU Z80 and MCS-51 of ET-BOARD V6.0 to control INPUT/OUTPUT on ET-LAB3A BOARD through PORT 8255. For example, writing program to control LED, 7-SEGMENT DOT MATRIX LCD, SOLID STATE RELAY and MACHANIC RELAY, DOT MATRIX LED DISPLAY, MATRIX KEYBOARD & SWITCH, DC MOTOR, STEEPING MOTOR and etc. It makes users understand structures of CPU better and be able to adapt in other project efficiently. Moreover, users can connect between ET-LAB3A BOARD and Computer PC through PRINTER PORT DB 25 PIN of Computer to Board to study writing program to control from Computer. It controls to IC PORT 8255 which is 8 BIT PORT INPUT/OUTPUT connects with other accessories on board with DELPHI LANGUAGE.




ET-LAB3A V6.0, it is CPU Z80 and MCS-51 of ET-BOARD V6.0 to control INPUT/OUTPUT on ET-LAB3A BOARD through PORT8255...

- ET-LAB3A V6.0 INCLUDES;**
1. ET-BOARD V6.0 BOARD
  2. ET-LAB3A BOARD
  3. 3-CH.14 PIN AND 34 PIN PAIR WIRE
  4. 25 PIN DB WIRE CONNECTOR
  5. ET-RS232 DB 9 PIN
  6. CD-ROM
  7. IC EPROM LAB3A-80 IS CONTAINED EXAMPLE PROGRAM Z80  
IC EPROM LAB3A-51 IS CONTAINED EX AMPL E PROGRAM Mcs51
  8. USER MANUAL DATA SHEET P89C51RD2 (Thai Language)
  9. USER MANUAL C Micro-C51 LANGUAGE (Thai Language)
  10. 3 EXPERIMENTAL MANUAL AND USER MANUAL OF ET-LAB3A (Thai Language)
  11. 2 USER MANUALS OF ET-BOARD V6.0 (Thai Language)
  12. 2 EXPERIMENTAL MANUALS OF ET-BOARD V6.0 AND ET-LAB3A (Thai Language)
  13. ADAPTER 10 VDC 850 mA
  14. ET-SWITCHING ADAPTER 12VDC
  15. 2 PLASTIC ET-BOX1




TEST LED 8 POINT & 4 DIGIT 7-SEGMENT




15 X 7 DOT TEST DOT MATRIX LED




16 CHARACTER 2 LINES TEST LCD DISPLAY



TEST DC - IN OPTO ISOLATION 4 CH




TEST I2C BUS




TEST A/D 8 BIT 2 CHANNELS




TEST RELAY/ SOUND SPEAKER




TEST STEPPING MOTOR



TEST DC MOTOR



TEST KEYBOARD & DIP SW



TEST SSR (SOLID STATE RELAY) ขนาด 4 CHANNELS



TEST D/A



TEST 1-WIRE



PULSE GENERATOR



ET-LAB3A BE ABLE TO CONNECT WITH COMPUTER AND WRITE PROGRAM TO CONTROL



CPU MCS-51 OF ET-LAB3A AS NO. P89V51RD2 WITH 64 KBYTE INTERNAL FLASH MEMORY

